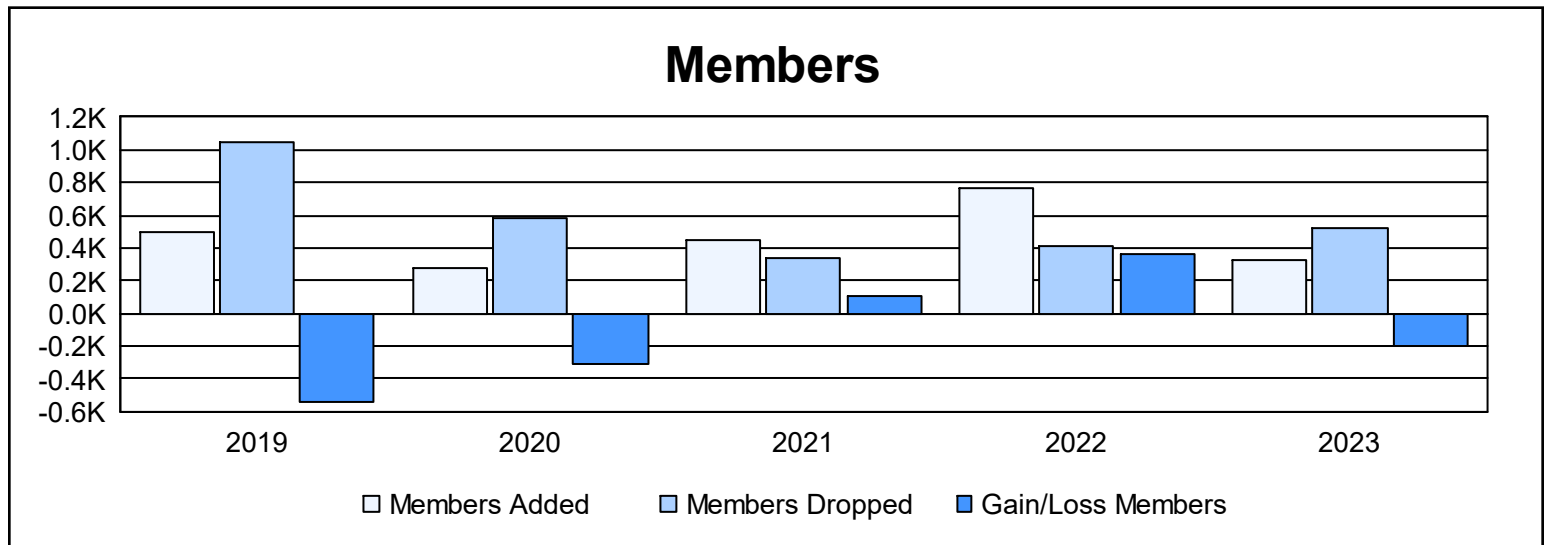
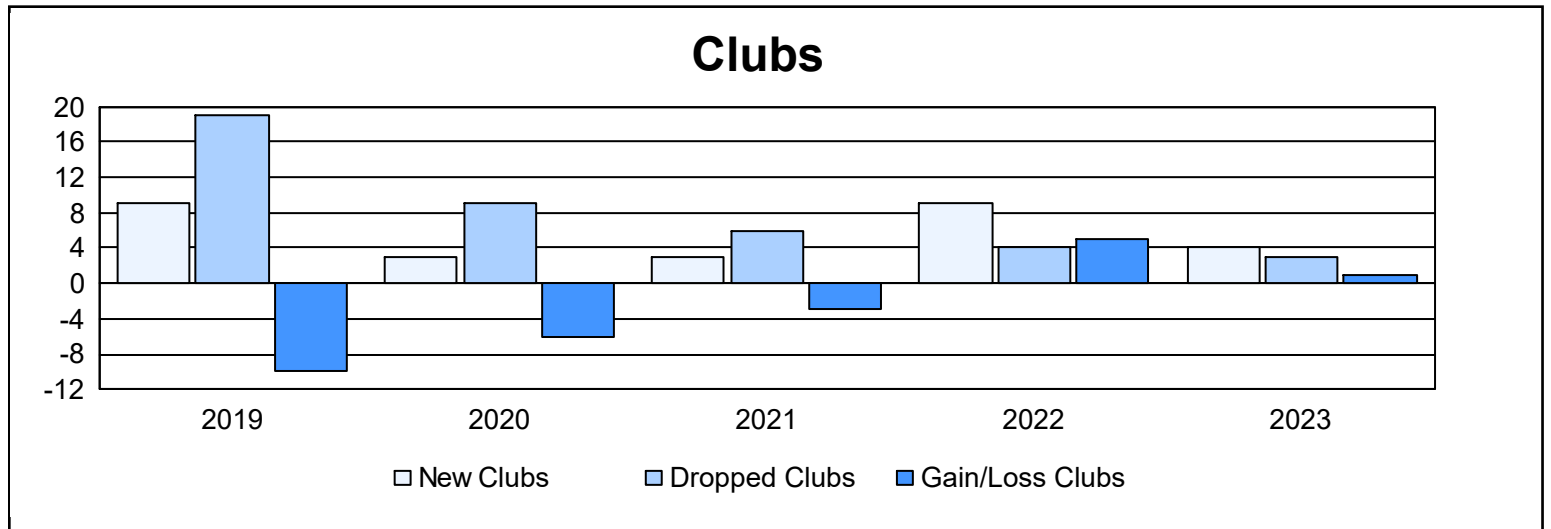
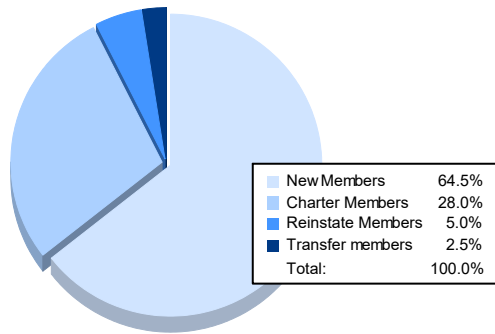


| Year           | New Clubs | Dropped Clubs | Gain/ Loss Clubs | New Members | Charter Members | Reinstate Members | Transfer Members | Total Member Added | Total Members Dropped | Gain/ Loss Members |
|----------------|-----------|---------------|------------------|-------------|-----------------|-------------------|------------------|--------------------|-----------------------|--------------------|
| 2018-2019      | 9         | 19            | -10              | 205         | 222             | 60                | 16               | 503                | 1,048                 | -545               |
| 2019-2020      | 3         | 9             | -6               | 167         | 76              | 29                | 10               | 282                | 585                   | -303               |
| 2020-2021      | 3         | 6             | -3               | 328         | 87              | 22                | 16               | 453                | 341                   | 112                |
| 2021-2022      | 9         | 4             | 5                | 515         | 219             | 24                | 8                | 766                | 409                   | 357                |
| 2022-2023      | 4         | 3             | 1                | 207         | 90              | 16                | 8                | 321                | 519                   | -198               |
| <b>Average</b> | <b>6</b>  | <b>8</b>      | <b>-3</b>        | <b>284</b>  | <b>139</b>      | <b>30</b>         | <b>12</b>        | <b>465</b>         | <b>580</b>            | <b>-115</b>        |



### Membership Composition June 2023 Cumulative



### Gender Composition June 2023 Cumulative

